

THE KING OF TAKING

Visual Story



Sydney
Festival
2024

What is a Visual Story?

A Visual Story is a visual & written accessible guide to assist you with your visit.

Visual stories are used to prepare a person for and increase the predictability of a new environment or situation. This helps bring familiarity to a process and to reduce anxiety and stress.

This guide provides information on how to access the King of Taking performance, and what to expect when you arrive and who to ask for assistance.

About Sydney Festival

The King of Taking is part of Sydney Festival 2024 program. Sydney Festival is a city-wide celebration of culture and creativity. From the streets to the beach, in stately theatres and in secret basements, it animates locations across Greater Sydney with a free and ticketed program of theatre, music, dance, visual art and live performance.

We welcome all visitors to Sydney Festival events and are committed to making the festival a safe and accessible space for everyone.

I can find out more accessibility information about Sydney Festival on the website:
<https://www.sydneyfestival.org.au/accessibility>



About The King of Taking

Allergic to normal flooring, a childish and petulant King can only tread upon on red carpet and only move to the sound of fanfare. The King wants all the new and shiny things, but with no social, physical skill or intellectual ability, he can't lay a grasping hand on any of it. This is your chance to curry favour with the entitled imbecile in power! You bring the present (yes, seriously, bring something you don't want anymore – gift-wrapped) and what happens next might be the most royally funny thing you'll see this side of a constitutional monarchy.



About the Venue

The performance of The King of Taking will be held at Bell Shakespeare – The Neilson Nutshell

Located at level 1 of Pier 2/3, 13A Hickson Road, Dawes Point.

The Neilson nutshell is accessible by stairs and lift.

I can find out more about the venue [here](#).



When is the performance on?

The King of Taking runs from the 12th to the 14th January 2024.

Below are the show date and times I can book into:

- Fri 12th Jan, 3:00pm
- Sat 13th Jan, 1:00pm
- Sat 13th Jan, 4:30pm
- Sat 13th Jan, 7:00pm
- Sun 14th Jan, 12:00pm - Relaxed Performance
- Sun 14th Jan, 4:30pm



Relaxed Sessions

Designed for patrons with disability and their families or anyone who may benefit from a more relaxed environment. Relaxed performances usually have slight modifications to sound and lighting, support aids and an open-door policy with a dedicated quiet area.

Relaxed sessions is available on:



Sunday 14th Jan, 12:00pm

Things that I can bring

I can bring some things that help me feel calm and safe.

These might include:

- Noise cancelling headphones
- Sensory items
- Water bottle
- Mobile Phone



How to book my ticket?

I can book my ticket on the Sydney festival website here:

<https://tickets.sydneyfestival.org.au>

When I book into a session, I can choose my seat by selecting it on the seating map. I can book multiple seats for one performance by clicking on more than one seat.

Colour chart for show date availability:

Black - Unavailable

Orange – Selling Fast

Teal – Available

Green – Your seat

1. SELECT A DATE

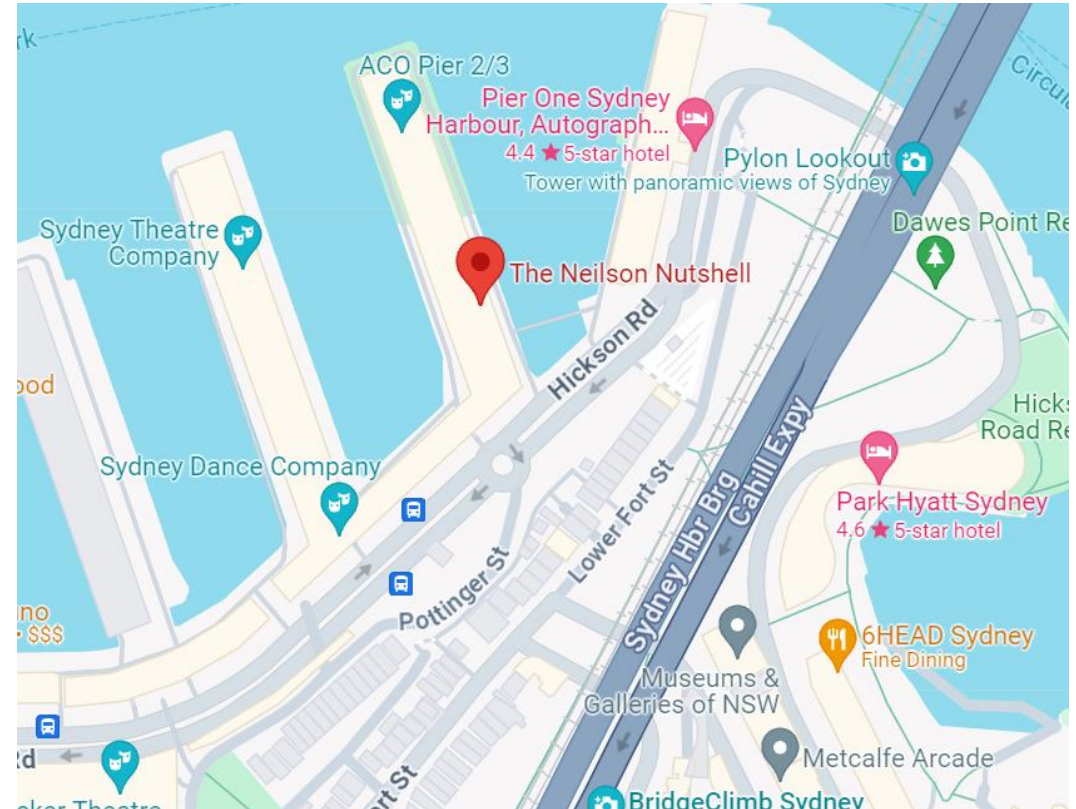
JAN 2024						
M	T	W	T	F	S	S
1	2	3	4	5	6	7
8	9	10	11	12	13	14
15	16	17	18	19	20	21
22	23	24	25	26	27	28
29	30	31				

● Available ● Selling Fast ~~No Availability~~

Getting there

The performance is located at:
level 1 of Pier 2/3, 13A
Hickson Road, Dawes Point.

Pier 2/3 is a brisk 15-minute walk from Circular Quay or Wynyard Station. I can park on the streets or the Wilson's parking.



Public transport/ Walking/ Taxi or Rideshare/Car

BY TRAIN

Pier 2/3 is 15 min walk from either Wynyard or Circular Quay station. This is on the city circle line and connects to most train lines.

BY BUS

Buses 324 and 325 run from the CBD with stops right outside the Wharf

BY FERRY

There are ferries that go to Circular Quay which is a short walk away.

BY CAR

You can drive to the theatre quite easily and find parking on Hickson Road, Windmill ST or the Barangaroo reserve and Hickson road Wilson parking. Parking is paid.



Check In/Ticking

I will need a ticket to see the show. My ticket will be scanned at the entrance to the theater. I can have the ticket on my phone or printed out.

Before the show starts, I might need to wait in the foyer. This is where I can relax with my family or friends until the performance starts.

I can enter the theater doors approximately 10-15 minutes prior to the show starting.



Finding my seat

The King of taking will be performed in the Neilson Nutshell

An usher will check my tickets at the door and tell me directions to my seat.

Inside, the Neilson Nutshell I will see three raked seating banks with rows of yellow seats. There is a staircase in between each seating bank

I will sit in the seat that is on my ticket. I can ask an usher for help finding my seat.



Before the performance starts

When the show starts the lights will turn down to make the theatre darker, but it will not go completely dark.

This is now the time I can sit quietly to listen and watch the performance. If I need to talk to my friends or family during the show I can whisper.

If I need to leave the theatre to go to the toilet or to have a break I can.



What to expect during the performance

The performance takes about 1 hour

Some things I will see and hear during the performance are:

- Physical theatre
- Fake falling
- Some audience interaction

If I arrive late, I will be admitted at an appropriate break in the performance. I should arrive early to avoid missing the start.



End of the performance

When the show is finished, people will clap their hands. This is to thank the performers. I can clap along if I want to, if it is too loud, I can use my noise cancelling headphones.

When the performance is finished, the lights will turn on and I can exit the theatre at one of the open doors, an usher will be there to help guide the way. During the relaxed session the door will stay open throughout the performance.



Toilets

I can find accessible toilets inside the venue; they will be clearly marked with a sign on the outside.

The Sydney Festival staff can help me find the toilets if I need help.

I should try to use the toilet before or after the performance, so that I don't miss out on anything exciting.



Who will I see, and who can help me?

If I need help, I can ask a Front of House staff member who be working throughout the performance. They will be able to provide me with information and help with first aid.

Sydney Festival volunteers will also be working throughout the festival; I can identify them by their green t-shirts with the Sydney Festival logo.

Sydney Festival volunteers will be helping with audience flow, directions and any questions I have about the festival.



Quiet Spaces and Hidden Disabilities Sunflower Lanyard

I can access a quiet room by asking venue staff and I can exit the performance at any point if I need to.

Hidden Disabilities Sunflower Lanyard

- The Sunflower is a globally recognised symbol for Hidden Disabilities.
- The lanyard is a way that people with Hidden Disabilities can indicate to staff that they may need extra support, time and understanding.
- If I have a Sunflower lanyard I can bring it with me, and the Front of House Staff are trained to recognise it.
- It is OK if I don't have a lanyard, I can still get help if I need.



Thank you for visiting



We hope you enjoy your visit to
The King of Taking at Sydney Festival