

# FRIDA KAHLO: THE LIFE OF AN ICON

## Visual Story



Sydney  
Festival  
2023

# What is a Visual Story?

Visual stories are written in an easy to follow and accessible format and are used to prepare a person for and increase the predictability of a new environment or situation.

This helps bring familiarity to a process and to reduce anxiety and stress.

# About Sydney Festival

Frida Kahlo: The Life of an Icon is part of Sydney Festival 2023 program. Sydney Festival is a city-wide celebration of culture and creativity. From the streets to the beach, in stately theatres and in secret basements, it animates locations across Greater Sydney with a free and ticketed program of theatre, music, dance, visual art and live performance.

We welcome all visitors to Sydney Festival events and are committed to making the festival a safe and accessible space for everyone.

I can find out more accessibility information about Sydney Festival on the website:  
[www.sydneyfestival.org.au/accessibility](http://www.sydneyfestival.org.au/accessibility)



# What to expect

When arriving I will need to show my ticket, my ticket can be printed or displayed on a mobile device. There will be two front of house staff at the start of the queue to scan my ticket.

I'm allowed to bring in drinks but no food. I will have to dispose of drinks from the bar when I reach the La Rosita room, the front of house staff will remind the audience.

The exhibition takes me through 9 rooms, it takes about 90mins to see the whole exhibition.

## **Some things I will see and hear are:**

- I will see one artwork called "The Incident." This is a video and it has a content warning because there is a car crash in it.
- I will hear one soundtrack throughout the exhibition. Some rooms will have sound effects relevant to the artwork.
- A projection room where content reacts to my movement
- A colour-in activity where I can scan it and it is displayed on the wall
- A VR experience with headset and headphones that lasts for 10 mins

I can learn more by looking at the website:

<https://www.sydneyfestival.org.au/events/frida-kahlo-life-of-an-icon>

# About Frida Kahlo

Frida Kahlo created some of the most famous artworks in history. Frida's style of art is called "Magic Realism." Magic Realism is a term used to describe artworks which mix elements of real life with the fantastical, mythological and dream-like.

Frida was Mexican and very proud of her culture. Throughout the exhibition I will see lots of Mexican symbols and culture in her art.

Throughout Frida's life she faced many challenges, which provoked her to think deeply about the world.

Today her art has become a symbol of strength. I can walk around the exhibition and think about how her paintings make me feel.






# About the Venue

The exhibition will be at the Cutaway in Barangaroo.

The Cutaway is a large underground space for public events.

It is wheelchair accessible and has a lift and other accessible amenities, including accessible toilets.

I can call 1300 966 480 or email [barangaroo.info@infrastructure.nsw.gov.au](mailto:barangaroo.info@infrastructure.nsw.gov.au) for more information.



# When is the exhibition open

**The exhibition runs from the 4<sup>th</sup> of January to the 7<sup>th</sup> March 2023**

## **JANUARY**

Monday to Saturday 10am – 8pm

Sunday 10am – 6pm

## **FEBUARY and MARCH**

Tuesday 12pm – 8pm

Wednesday to Saturday 10am – 8pm

Sunday 10am - 6pm

# Relaxed Sessions

During the relaxed sessions, the music will be turned down. The lighting is minimal throughout the experience.

**Relaxed sessions are available on:**

28 January 2023

At 10am / 10:15am / 10:30am

25 February 2023

10am / 10:15am / 10:30am








# Things that I can bring

I can bring some things that help me feel calm and safe. These might include:

- Noise cancelling headphones
- Sensory items
- Sunglasses
- Water bottle
- Mobile Phone
- Comfortable shoes for walking
- Money for food/drink and gift shop



# How to book my ticket

I can book my ticket on the Sydney festival website here:

<https://tickets.sydneyfestival.org.au>

When I book into a session, that means I have a set amount of time to travel through the exhibition. I must be on time as I can only enter during my session time. Each session run for 90 mins.

First I will select the date I want on the calendar. Next I will select a time slot.

Available times are highlighted in green.

The screenshot shows the ticket booking interface for the Sydney Festival 2023. The browser address bar displays `tickets.sydneyfestival.org.au/WebPages/EntaWebShow/ShowCalendar.aspx`. A yellow navigation bar at the top contains the text "EXPLORE" on the right and "Go back to event page" on the left. The main content area is titled "1. SELECT A DATE" and features a calendar for January 2023. The calendar grid shows dates from 1 to 31, with the 4th highlighted in yellow. Below the calendar, a legend indicates that blue dots represent "Available" dates, purple dots represent "Selling Fast", and grey text represents "Allocation Exhausted".

2. SELECT A TIME

MORNING

A row of time slots is displayed for the morning session. Slots are highlighted in green if available. The available slots are 10:45am and 11:45am. Other slots shown in grey (unavailable) are 10:00am, 10:15am, 10:30am, 11:00am, 11:15am, and 11:30am.

AFTERNOON

A row of time slots is displayed for the afternoon session. Available slots (green) include 12:15pm, 12:30pm, 12:45pm, 1:00pm, 1:15pm, 1:30pm, 1:45pm, 2:00pm, 2:15pm, 2:30pm, and 2:45pm. The 12:00pm slot is shown in grey (unavailable).

Evening slots (3:15pm to 4:45pm) are also shown in green, indicating they are available.

EVENING

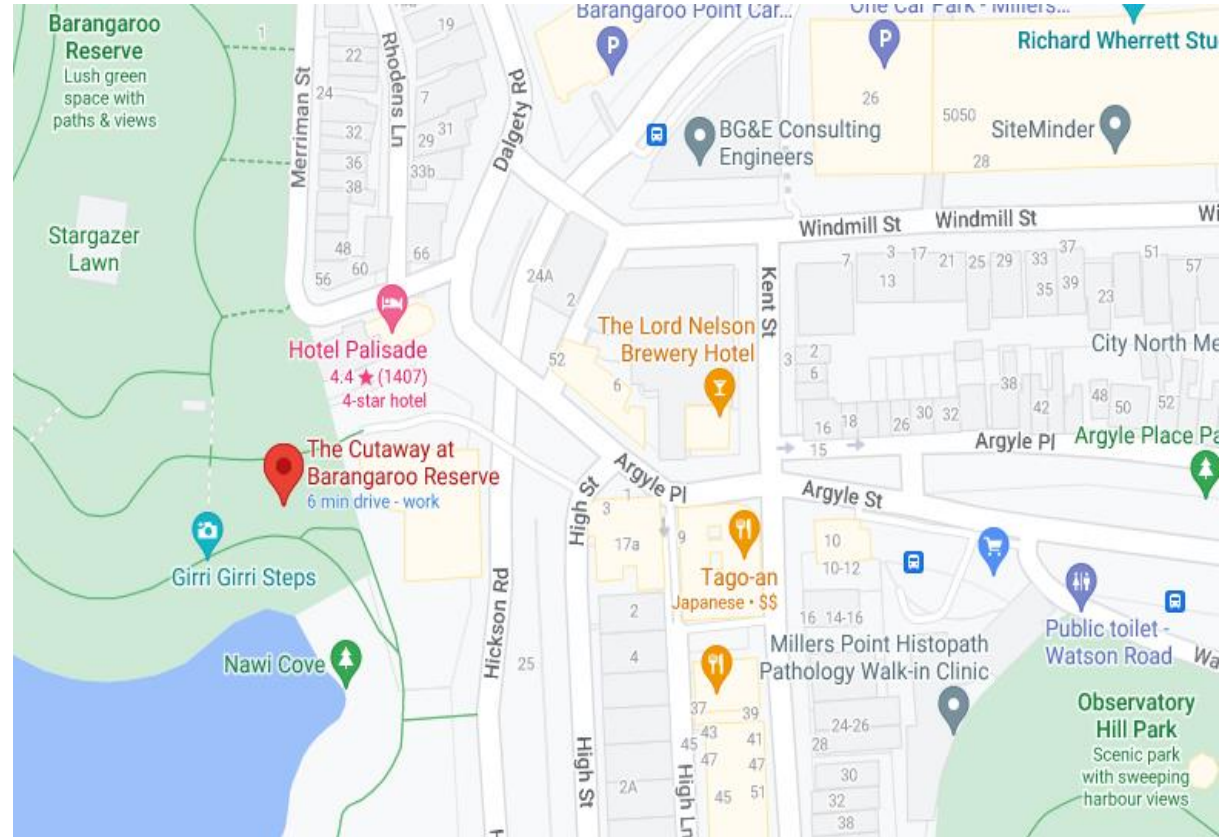
A row of time slots is displayed for the evening session. All slots from 5:00pm to 7:45pm are highlighted in green, indicating they are all available.

# Getting there

The event is located at:  
Barangaroo Cutaway  
1 Merriman St,  
Barangaroo NSW 2000

I can get to The Cutaway by  
train, bus, walking, taxi  
or by car.

**Public transport is suggested  
due to traffic and changes in the  
city.**



# Public transport

## TRAIN

I can travel to Barangaroo Reserve by getting off at Circular Quay and Wynyard.

After I get off the train, I can follow the walking directions on the next page.

I can find more train information [here](#).

## BUS

When I arrive at Town Hall I can catch the 311, 324 and 325 bus to Barangaroo Reserve.

When I arrive at Millers Point I can catch the 311 bus which stops at Hickson Road, providing access to The Cutaway, Barangaroo.

I can find more bus information [here](#).

# Walk

## WALK FROM WYNYARD STATION

I can walk from Wynyard Station.

I will follow the signs to **Exit 4** and walk in the **Wynyard Walk** tunnel.

Next I will Exit at Napoleon Plaza. Then I will take the sign-posted detour via Barangaroo foreshore promenade (Wulugul Walk).

This walk is about 1.1km long from the Wynyard Station Exit.

## WALK FROM CIRCULAR QUAY

I can walk from Circular Quay. This walk is about 1km and is fully accessible.

First I will walk past the front of the **Museum of Contemporary Art**. Next I will turn left up Argyle Street and walk up a small hill through the **Argyle Cut**.

Next I will walk past the Lord Nelson Hotel and Palisade Hotel.

Finally I will enter the Reserve via either Munn Street or Bettington Street.



# By Taxi or Rideshare

I can get a Taxi or Rideshare (e.g. Uber) to The Cutaway

The best taxi drop off point is Merriman Street. From that drop off point I can make my way into Barangaroo reserve, to the lifts which will bring me to the reception area of the exhibition.



# By car

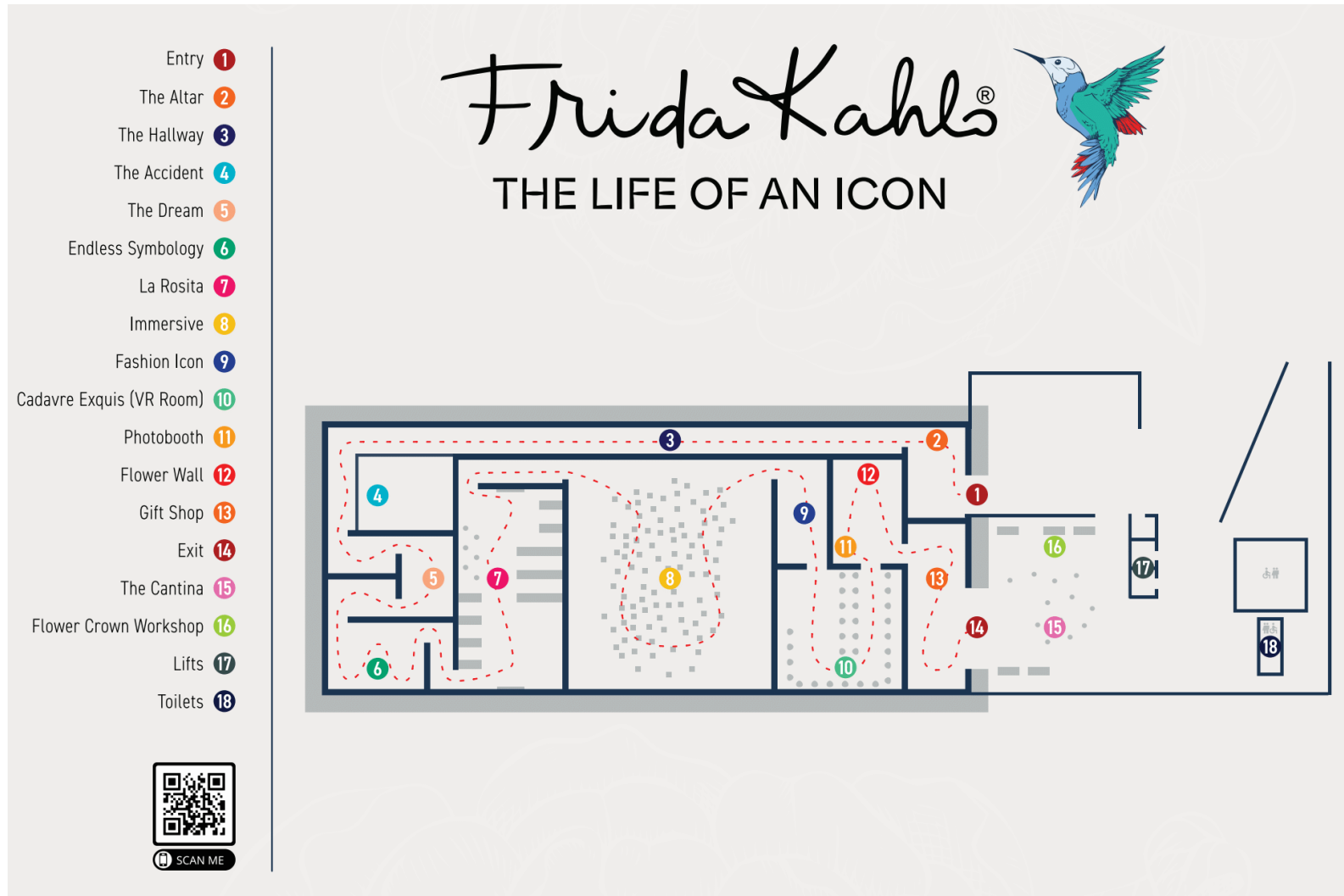
If I'm traveling by car I should allow extra travel time, because of changes to the roads in the CBD.

The fastest way is to take the tunnel which links with the Sussex St Bridge and the Napoleon Bridge to Barangaroo Reserve.

**I can park at “Care Park” which is a public car park beneath Barangaroo Reserve.**

- The car park has 300 spaces
- There are 8 accessible car parks on level B1
- I can get directions and current parking rates [here](#)

# Map of Frida Kahlo: Life of an Icon exhibition precinct



# Check In

When I arrive at the exhibition entrance I can line up in the accessible and VIP line queue.

A Front of House Staff member will scan my ticket on my mobile device or a printed ticket I have brought with me.

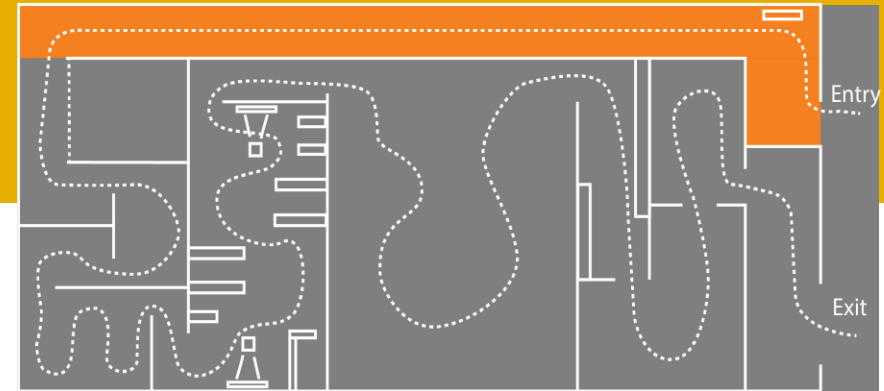
The Front of House Staff member will be there to answer any questions I have about the exhibition or venue.

# Altar and Corridor

When I enter the exhibition, I will see an altar dedicated to Frida.

After I see the altar, I will walk down a long hallway.

The altar and the hallway are made to help me think about who Frida is and what she was like.



Predicted Duration – 13 minutes



1



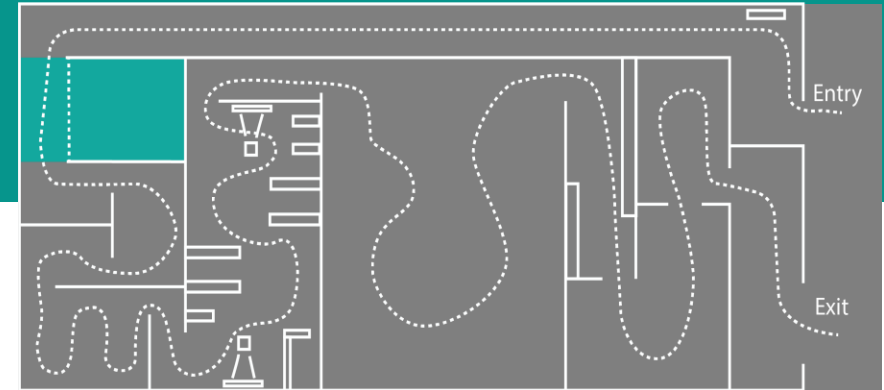
# THE INSTANT

I will see an audio video artwork called “The Instant”

**CONTENT WARNING** this video shows a car crash.

If I am not comfortable with this theme, I can walk through the room more quickly and leave.

The video is made with lots of layers to make it seem three dimensional.



Predicted Duration – 5 minutes

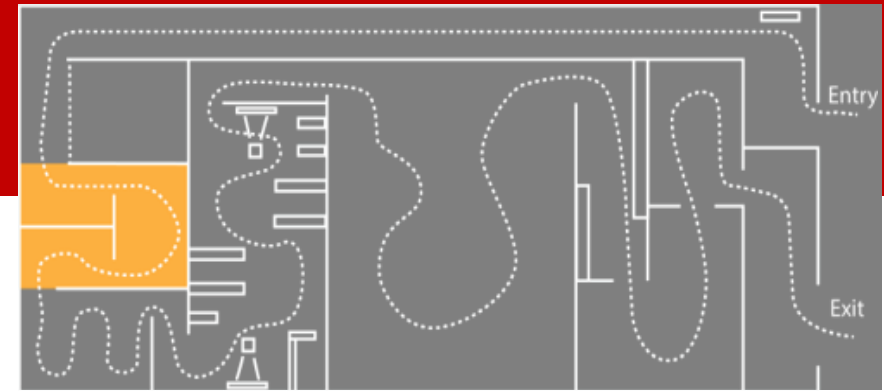


2

# The Dream

Frida Kahlo made lots of her artworks when in her bed. This helped with her imagination.

The artwork is made using artificial intelligence and shows representations of the cycle of life and living with illness.



Predicted Duration – 5 minutes



3

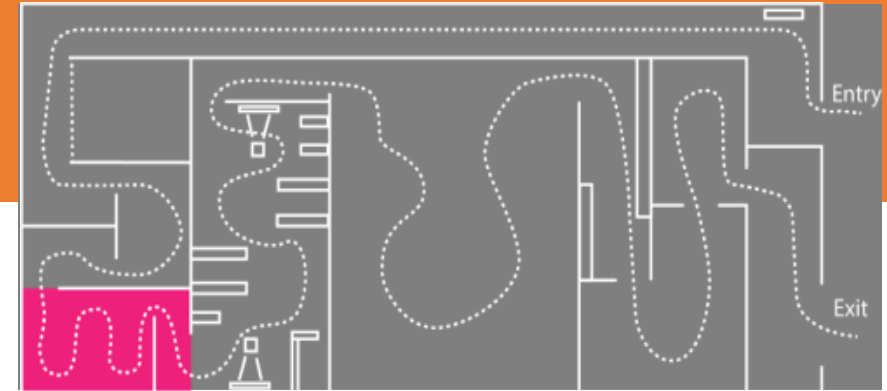
# Symbology

Symbology is an interactive audio visual artwork.

When I move my body the artwork will move in response. This is because there are motion sensors that respond to my movement.

The artist wants me to have fun and play in this room.

The artwork is very colourful and has lots of moving images.



Predicted Duration – 5 minutes



4



# La Rosita

In this room I can do some coloring in and add my artwork to the wall.

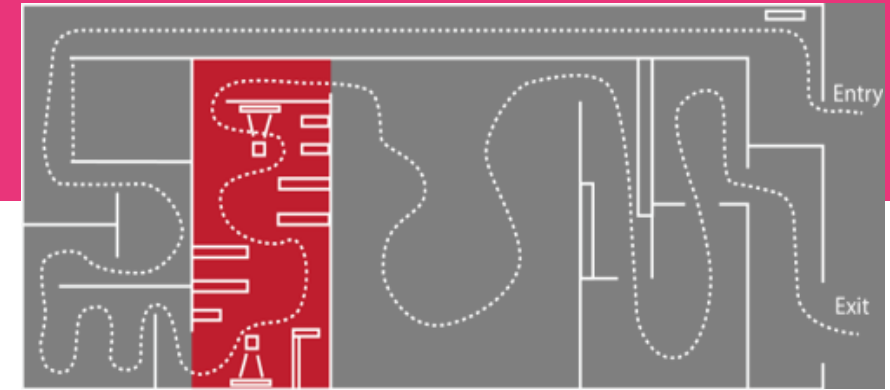
## I can:

- Sit at a table and colour in the sheets
- Scan my artwork into the computer

The computer will then display my artwork on the screen. This shows how artificial intelligence and digital art can be combined.

The artwork is named after *Pulquería La Rosita*.

**Which is a place Frida liked to take her students to learn about the environment and traditions of her country.**



Predicted Duration – 10-15 minutes



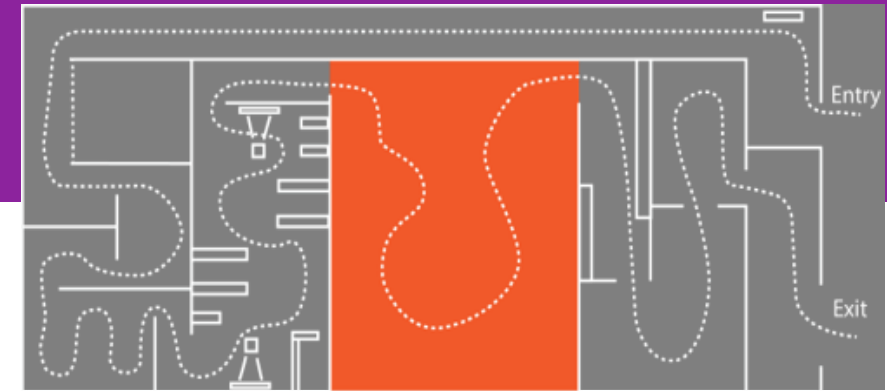
5

# Immersive

I can see an audiovisual movie in a large room with screens that cover the whole wall and floor. There are 24 projectors and 9 speakers so I will feel surrounded by the art.

There are white square seats placed around the room that I can sit on.

The movie is about Frida's life from childhood to death. The artwork does not have any of Frida's original paintings in it.



Predicted Duration – 30 minutes



6



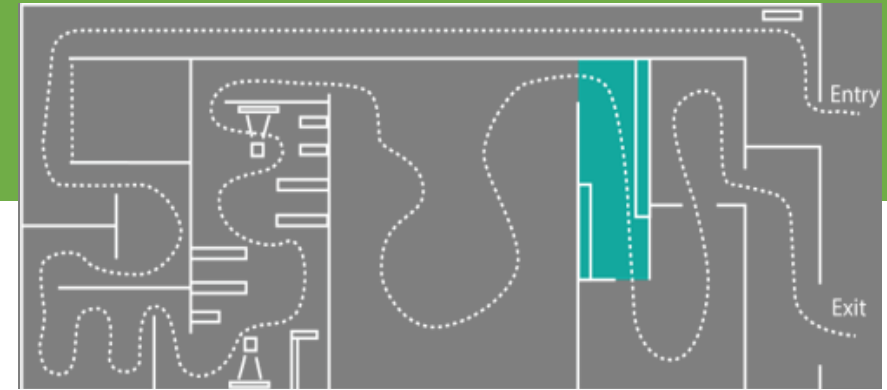
# Fashion Icon

Frida was famous for her fashion.

It was unique for the time and pushed social and cultural boundaries.

In this room I will see examples of:

- Frida's traditional Mexican dress.
- Different examples of traditional Mexican textile practices.



Predicted Duration – 5 minutes



7

# CADAVRE EXQUIS

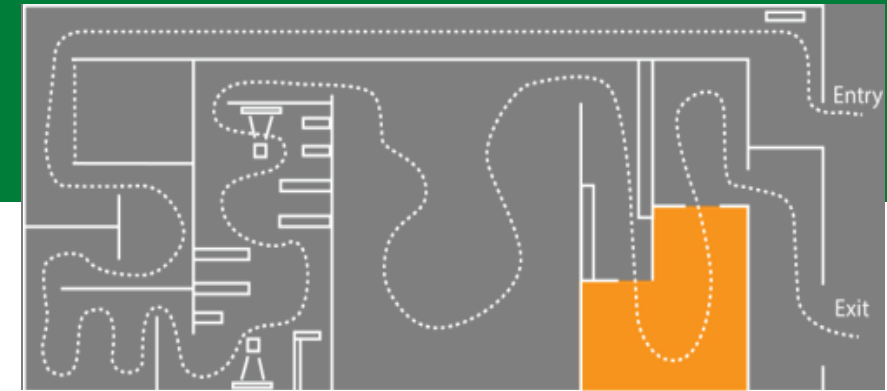
## VR experience

In this room I can put on a VR headset and look at scenes inspired by Frida's work and life.

The VR experience will last for 9 minutes. The VR headset will sit firmly against my face.

Some people feel dizzy or motion sick when using VR headsets.

If I don't like it, I can take the VR headset off at any time and I do not have to watch the full 9 minutes.



Predicted Duration – 5 minutes

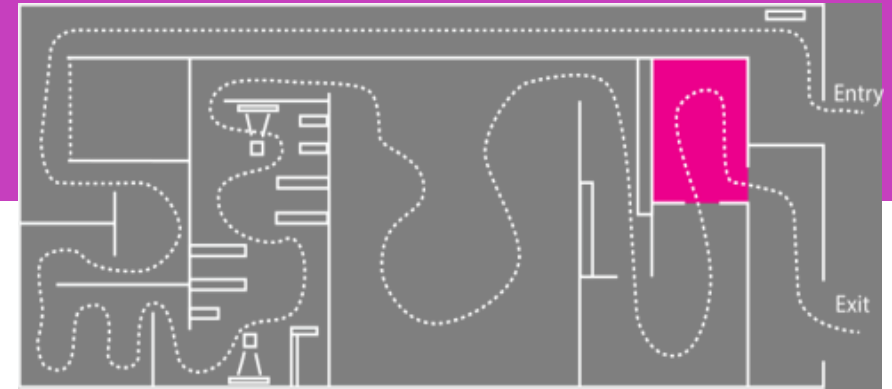


8

# Flower Wall

I will see a wall made of flowers in the shape of Frida's face.

I can choose to take photos in front of this wall and share it on my social media. The wall looks very tactile, but I am not allowed to touch the artwork.



Predicted Duration – 5 minutes



9

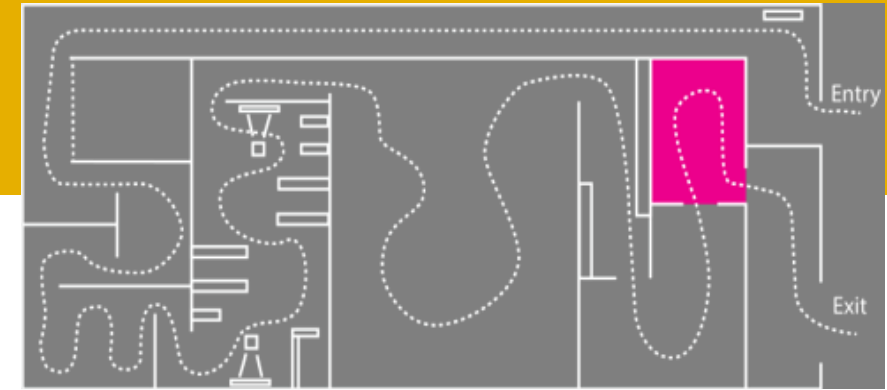


# Photo Booth

I can step inside a booth and have my photo taken.

The photo will be decorated with Frida inspired patterns, shapes and colours using AI technology.

On the screen you will be shown a QR code that you can scan to save your photo.



Predicted Duration – 5 minutes



9

# Gift shop

The last place I will see before I leave the exhibition space is the gift shop.

In the gift shop I can buy Frida themed items. All the products will have prices listed.

I can ask the gift shop assistants for help, the gift shop will only accept eftpos.





# Food and Drink

I can get food and drinks from the Cantina just beyond the gift shop. There is a limited range of Mexican food available, and I can sit at the table and chairs provided.

I can also access more food options at Barangaroo shopping district only four minutes from Wynyard Station.



# Toilets

I can find accessible toilets in the Cutaway opposite the lift shaft.

I can find accessible public toilets on the eastern side of Barangaroo Avenue between Exchange Place and Mercantile Walk.

There are more accessible toilets between the restaurants along Wulugul Walk.

For more information I can look at the national public toilet map.

<https://toiletmap.gov.au/51243>

# Who will I see, and who can help me?

If I need help, I can ask a Sydney Festival Front of House staff member who be working throughout the exhibition. They will be able to provide me with information and help with first aid.

I can identify them by their black t-shirt with the Frida Kahlo logo.

Sydney Festival volunteers will also be working throughout the festival; I can identify them by their green t-shirts with the Sydney Festival logo.

Sydney Festival volunteers will be helping with audience flow, directions and any questions I have about the festival.



# Quiet Spaces and Hidden Disabilities Sunflower Lanyard

I can access a quiet room/parent room situated to the left of the Cantina. Signage will be in place to help assist and I can ask the Front of House staff to assist me if needed.

## Hidden Disabilities Sunflower Lanyard

- The Sunflower is a globally recognised symbol for Hidden Disabilities.
- The lanyard is a way that people with Hidden Disabilities can indicate to staff that they may need extra support, time and understanding.
- If I have a Sunflower lanyard I can bring it with me, and the Front of House Staff are trained to recognise it.
- It is OK if I don't have a lanyard, I can still get help if I need.





# Thank you for visiting



We hope you enjoy your visit to  
Frida Kahlo: The life of an Icon